

Online Library Escape Room

Hello students!

This Rowdy the RiverHawk Escape Room will introduce you to the virtual services the NSU libraries offer. Please take a moment to fill out the questions below before moving onto the escape room.

1. Last Name

2. First Name

3. University Strategies Instructor Name

Getting Started

The following escape room was created to help introduce the virtual services of the NSU Libraries.

To be successful in the escape room, open a second tab in your browser and have the NSU Libraries webpage open to navigate to find the answers to the riddles. The NSU Libraries webpage can be found at the following address <https://library.nsuok.edu/home>.

Take your time as you go through the escape room, make sure to pay close attention to what the questions are asking, and use the NSU Libraries website to help find the answers.

Handy Tips: Any clue that mentions "use your resources" is referring to the library website.

You can also go back to the library homepage by clicking on "Northeastern State University NSU Libraries" at the top of any library page.

Beware RiverHawks for they are tricky.

You find yourself alone in the library one night studying for an exam when a RiverHawk swoops down and steals your books, notes, and phone.



You take chase after the RiverHawk.

As you speed around the corner, you notice the Riverhawk has perched itself on the top of the bookshelf in the reference collection area. You begin gesturing wildly at the Riverhawk and asking it to give you back your stuff.

You swear you see the Riverhawk smirk at you as it says, "To get your possessions back you must complete my quest."

What do you do?

4. Do you agree to the RiverHawk's challenge of a quest?

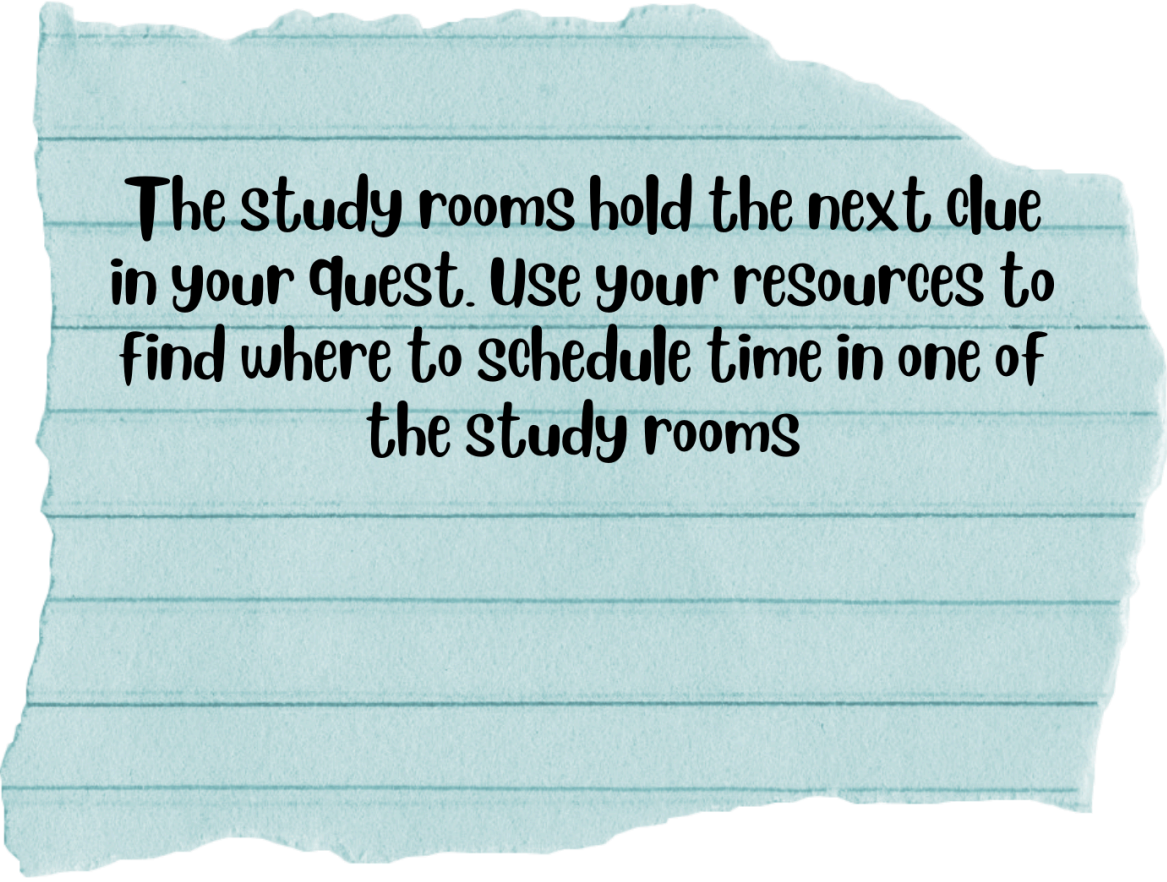
Mark only one oval.

Yes

No *Skip to section 6 ()*

Quest 1

"Great!," says the Riverhawk. "Here's your first riddle," they say as they fly away dropping a scrap of paper. You pick up the paper and open it to find the following riddle.



**The study rooms hold the next clue
in your quest. Use your resources to
find where to schedule time in one of
the study rooms**

You reach for your phone to look up study room information on the libraries' website when you realize that the RiverHawk took it. Instead you sit down and log into one of the computers in the library.

You notice there is a grey square with lots of boxes in the middle of the library homepage. One of them is titled Study Rooms.

You click on the box and it brings up the study room reservations page.

What is the maximum capacity for study room Library 307b? (make sure to scroll to the bottom of the page)

5. Just a number (no caps, no spaces, no commas) 1 point

6. How do you reserve a study room? 1 point

Mark only one oval.

- By clicking on the red square next to the room you want at the time you want
- By clicking on the green square next to the room you want at the time you want
Skip to question 7
- By clicking on the yellow square next to the room you want at the time you want

Try again!

Skip to question 5

Are you sure you don't want your phone and belongings back? It would be best to accept the RiverHawk's quest. You will also receive credit for your University Strategies class for completing the quest.

Skip to question 4

Quest 2

You hear a squawk of "Great Job!" from somewhere behind you. Turning you see the RiverHawk hovering above you holding an iPad in it's claws. "Your next clue awaits you in study room 307b," it squawks as it flies away.

You get up from your computer begrudgingly and trudge up to study room 307b. Where you find an iPad on one of the whiteboard desks with a note that reads. **Play Me.**

You pick up the iPad and play the video that is queued up. (click YOUTUBE in the bottom right corner to make the video bigger)



[v=RPNfsN2Wvos](https://www.youtube.com/watch?v=RPNfsN2Wvos)

<http://youtube.com/watch?>

7. Plagiarism can be which of the following? (check all that apply)

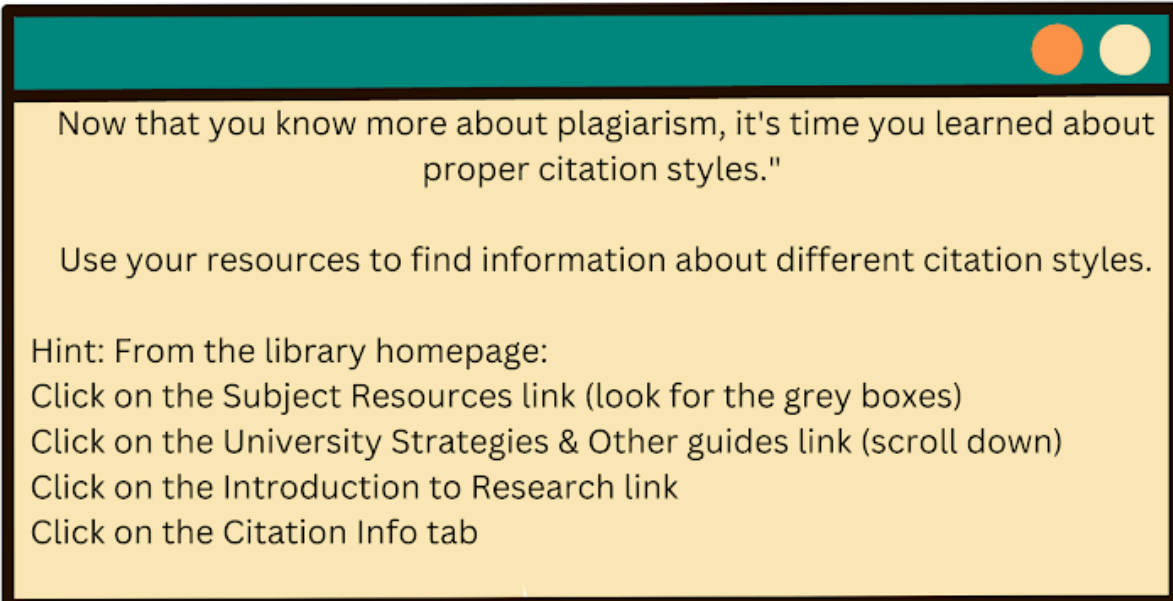
8 points

Check all that apply.

- Copying a table without citing the original
- Reusing your own work without citing the original
- Copying a phrase without citing the original
- Reusing images that you cite correctly
- Copying an idea without citing the original
- Reusing ideas that you cite correctly
- Copying a sentence or phrase without citing the original
- Reusing music that you cite correctly
- Copying visual art or images without citing the original
- Reusing tables that you cite correctly
- Copying music or lyrics without citing the original
- Reusing the your own work that you cite correctly
- Copying a whole paper without citing the original

Quest 3

An alarm pops on your iPad.



Now that you know more about plagiarism, it's time you learned about proper citation styles."

Use your resources to find information about different citation styles.

Hint: From the library homepage:
Click on the Subject Resources link (look for the grey boxes)
Click on the University Strategies & Other guides link (scroll down)
Click on the Introduction to Research link
Click on the Citation Info tab


Now that you have found the Citation Info page read over the material to find out more about the two most popular citation styles.

8. Which subject area widely uses the MLA style? (one word answer) (no caps no 1 point spaces)

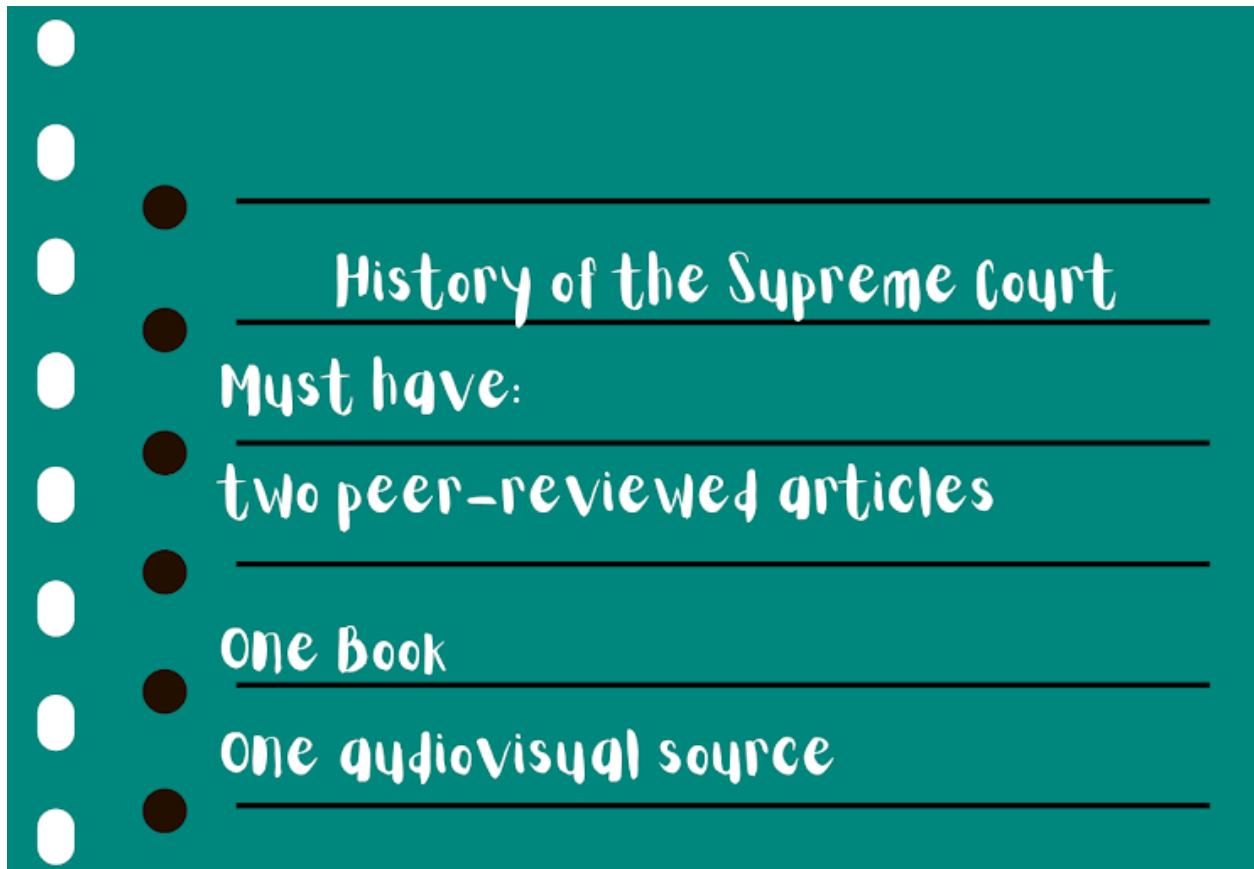
9. Which subject area uses APA style in their journal manuscripts? (two word answer) (no caps) 1 point

You're happily focused on reading about the different citation styles when you notice movement besides you and you see the RiverHawk run by in a flash. "Hey, Rowdy am I done with the quest yet?", you say as you leave the study room to follow him. You notice he looks a lot different than he did before. He looks a little manic now as he's racing toward the third floor.

"I'm late for a very important meeting with my study group. We are creating a project on the history of something. Can you help us find resources for our project?", he whispers as he turns in the other direction.



You notice a notebook falls from his backpack as he flies away. You pick up the notebook, opening it to the first page which has the following information.



History of the Supreme Court

Must have:

two peer-reviewed articles

one Book

one audiovisual source

You read over the list and begin to put the pieces together. Rowdy needs help finding information for his history project on the Supreme Court.

You notice that it lists the different types of sources you must use to create the project and begin to wonder how you are going to find this information. When you notice a gnome scurrying toward the stacks with a shirt that reads, "Librarian Gnome-it-all."

"Hey, Professor Gnome. Could you help me find some sources for this project on the Supreme Court?"

The gnome stops and turns blinking up at you. "Yes, I can help you find anything in this library. Follow me to a computer."



Librarian
Gnome-it-all

You and the gnome sit down at the computer as the gnome introduces itself. "I'm Librarian Gnoah, what are you needing help with?"

You tell Gnoah that you are looking for information on the history of the Supreme Court.

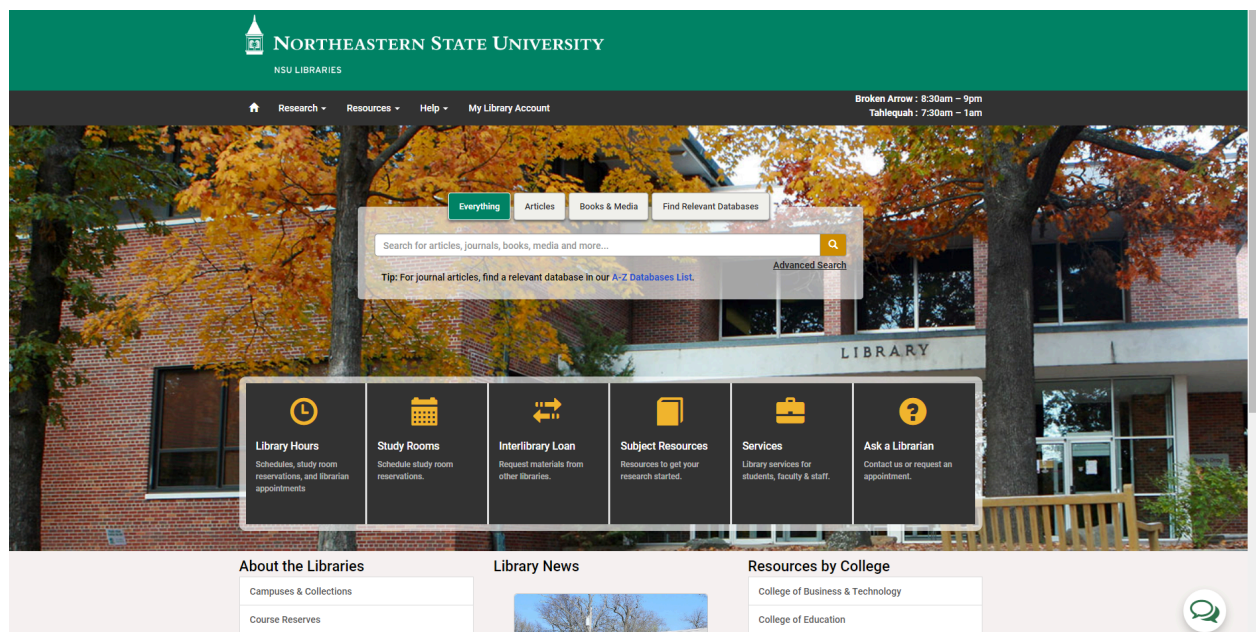
"Oh yes, you must be working with Rowdy on their history of the Supreme Court project for the American Federal Government course."

"Have you looked through the library website for sources already?"

"No, I'm just trying to get my stuff back from Rowdy so I can finish studying for my exam."

"That Rowdy can be a rascal sometimes" chuckles Gnoah.

"The best way to start looking for sources for your project is by clicking on the subject resources box in the middle of the library webpage." Gnoah says.



Gnoah continues by telling you that, "The Subject Resources webpage has subject guides for every department and college at NSU. These subject guides are designed by librarians to provide quick resources and tips for different subjects."

"Which Subject Guide will help us find resources for information on the Supreme Court?" Gnoah asks.

The screenshot shows the top navigation bar of the Northeastern State University Libraries website. The header is green with the university logo and name. Below it is a dark grey navigation bar with links for Research, Resources, Help, and My Library Account, along with a search box. The main content area is white and titled "Subject Resources". It includes a sub-header "Links to resources organized by area of study" and a list of subject guides. A dashed line separates the list into two columns.

Subject Resources
Links to resources organized by area of study

- [All Course Guides](#)
This lists all course guides in alphabetical order. Use the category links below to find courses in a particular subject area.

- [Accounting and Finance](#)
- [American Indian Studies](#)
- [American Studies](#)
- [Art](#)
- [Aviation](#)
- [Biology](#)
- [Business & Technology \(BA\)](#)
- [Business Administration](#)
- [Chemistry](#)
- [College of Business & Technology](#)
- [College of Education](#)
- [College of Liberal Arts](#)
- [College of Optometry](#)
- [College of Science & Health Professions](#)
- [Communication and Media Studies](#)
- [Counseling](#)
- [Criminology, Justice Studies, and Global Security](#)
- [Industrial Operations Management](#)
- [Information Systems & Tech](#)
- [International Business](#)
- [Languages and Literature](#)
- [Liberal Arts \(BA\)](#)
- [Library Media](#)
- [Management](#)
- [Management Information Systems](#)
- [Marketing](#)
- [Math, Science & Nursing \(BA\)](#)
- [Media Studies](#)
- [Military Science](#)
- [Music](#)
- [Natural Sciences](#)
- [Nursing](#)
- [Occupational Therapy](#)
- [Optometry](#)

Read through the different titles for the subject guides on the Subject Resources page. Which one will help you find information on the Supreme Court for your American Federal Government Class?

Click on a few of the subject resource guides to see what they offer.

10. Which subject guide will help you find what you need?

1 point

Mark only one oval.

- Criminology, Justice Studies, and Global Security
- History
- Political Science *Skip to question 11*
- English

Try again. Hint: The American Federal Government course is under the Political Science department at NSU.

Skip to question 10

Quest 4A

"Great thinking!", Gnoah says.

"Let's see if there is a Course Guide for American Federal Government."

11. Which link under LibGuides should we click on to take us to the American Federal Government Course?

1 point

Mark only one oval.

- GEOG 2003 - Geography of Warrior Women (Global Studies)
- POLS 1113 - American Federal Government *Skip to question 12*
- POLS 4603 - Environmental Politics

Try Again!

Skip to question 11

Quest 4B

"Awesomesauce!", says Gnoah. "Now let's click on the POLS 1113 - American Federal Government link."

You click on the POLS 1113 - American Federal Government link.

"Do you know what a peer-reviewed source is?"

"Not really." you tell Gnoah.

"Well, let's read over the box that discusses peer-reviewed resources. Click on the Articles/Databases tab at the top of the POLS 1113 - American Federal Government webpage."

"Now let's read through the Peer-Reviewed Resources box on the left side of the page." Gnoah says.

12. Summarize what a peer-reviewed source is. (make sure to put the answer in your own words) 1 point


"Now that we know what a peer-reviewed resources is, let's look at ways in which we can search."

"Which terms should we start with?", asks Gnoah.

"How about Supreme Court and History?" you ask.

"That sounds like a great start. Let's watch this video on Boolean operators to see how we can get the best results using Boolean operators and our search terms."

(click YOUTUBE in the bottom right corner to make the video bigger)



<http://youtube.com/watch?v=JPjotb-7IJY>

13. Which Boolean operator would you use to narrow your search? (one word answer) (no caps, no spaces) 1 point

14. Which Boolean operator would you use to expand your search? (one word answer) (no caps, no spaces) 1 point


15. Which Boolean operator would you use to exclude terms from your search? (one word answer) (no caps, no spaces) 1 point

Quest 4c

"Okay now let's test out our search terms. Let's start by searching from the library homepage."

"Click on this link to open up the library homepage." <https://library.nsuok.edu/home>

"So, we can practice our Boolean operators let's click on **advanced search** under the search bar in the middle of the screen"



"You'll notice that there are dropdown boxes that allow you to pick which Boolean Operator you want and if you want to search by keyword, title, etc. Let's switch all of our search indexes to keyword by choosing keyword from the dropdown menu." says Gnoah.

"Now that we have chosen to search by keyword let's type our search terms in the boxes. Our search terms are Supreme, Court, and History."

Your screen should look like the image below. Once you have entered everything to look like image below hit the green search button.

Advanced Search

The screenshot shows an 'Advanced Search' interface with three rows of search criteria. Each row has an 'Operator' dropdown, a 'Search Index' dropdown, and a 'Search Term' text input. The first row has 'Keyword' for Search Index and 'Supreme' for Search Term. The second row has 'AND' for Operator, 'Keyword' for Search Index, and 'Court' for Search Term. The third row has 'AND' for Operator, 'Keyword' for Search Index, and 'History' for Search Term. Below the rows are buttons for 'Add row', 'Clear', and 'Search'.

Operator	Search Index	Search Term
	Keyword	Supreme
AND	Keyword	Court
AND	Keyword	History

Buttons: Add row, Clear, Search

Search Tools

"Hey, I know a resource that we can use to help us understand the information on the search results page. Click on the link below."

[Search Results Tip Sheet](#)

"Now, that we've looked at the search results page tip sheet let's go back to our search results to answer the following questions."

16. How many results are there? Look at the top of the page between the search bar and the first result. (no spaces, no commas) 1 point

17. What is the title of the first result?

1 point

18. What type of resource is it?

1 point

Mark only one oval.

eJournal, eMagazine

eBook

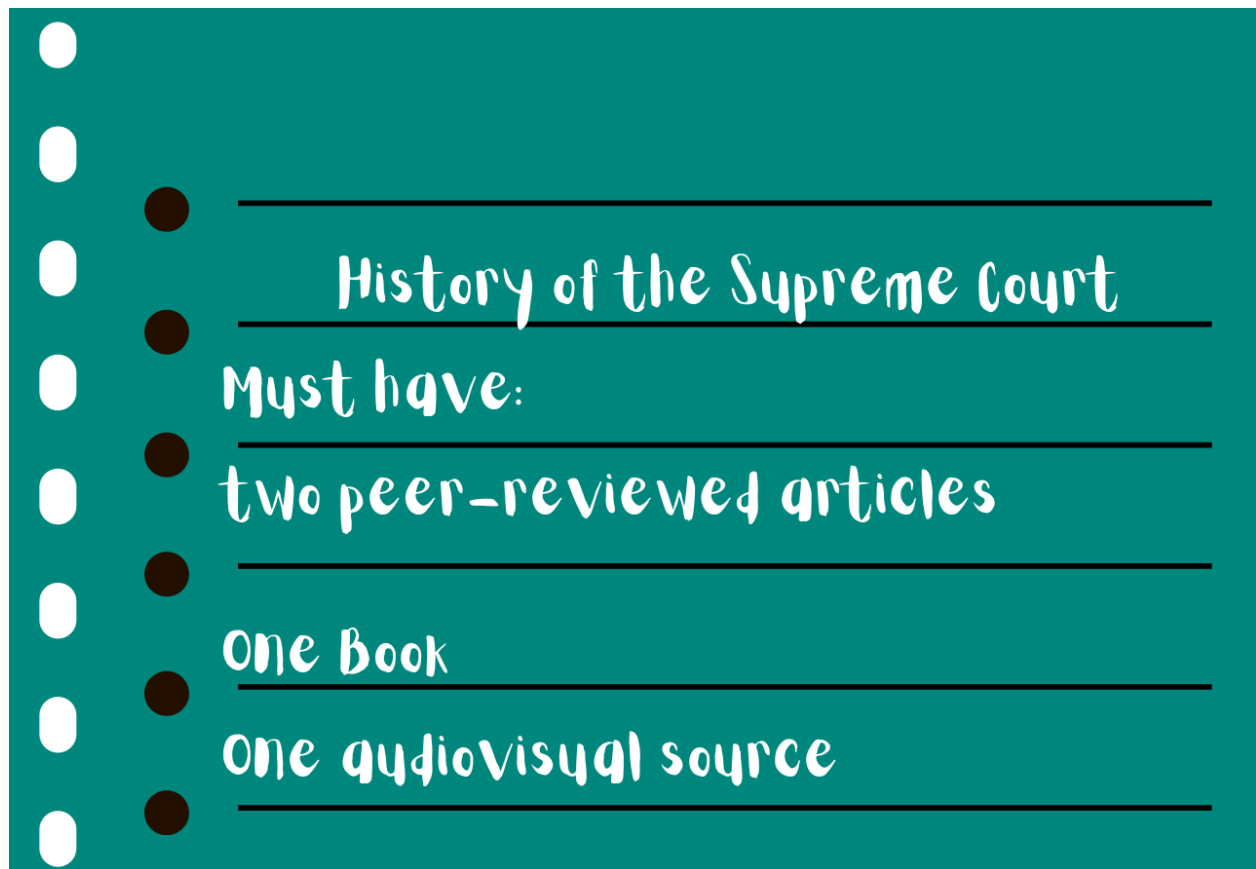
Print Book

Article

DVD Video

"Now, that we've looked at our search results. Let's pick some options to give to Rowdy. Do you remember what types of resources he needed?"

"I'm not sure, but I have the paper here." you say as you pull out the paper.



Gnoah looks over the list, "Let's start by using the left-side of the page to limit our search results to the various types of resources. Let's start by looking for a book."

19. Below this image type in the title of a book from the search results page. (Look at the image for help with limiting your search to just books) 1 point

[Article \(22.3K\)](#)

[Book \(33.4K\)](#)

Article, Chapter (41.4K)

Article (22.3K)

Downloadable Article (14K)

Chapter (5.1K)

Manuscript Article (1)

Book (33.4K)

Select this limiter for books

Print Book (16.5K)

eBook (11.4K)

Microform (1.9K)

Thesis, Dissertation (1.7K)

Manuscript (622)

Large Print Book (47)

Continually Updated Resource (45)

Braille Book (11)

Archival Material (4.7K)

Downloadable Archival Material (2.1K)

Video (2.8K)

eVideo (931)

DVD Video (926)

VHS Video (549)

Film (111)


Bluray Video (14)

Encyclopedia Article (2.5K)

Audiobook (1.6K)

Worldwide Editio

2



View eBook

[Report a Broken Link](#)

Other Editions and

Worldwide Editio

3



"Great searching!" says Gnoah. "Now that we have our book let's reset our limiter, so we can search for another item."

You click on "all" in the left hand menu to reset the limiter.

Refer to the picture below.

NORTHEASTERN STATE UNIVERSITY LIBRARIES

Advanced Search Course Reserves Resources

Sort: Library

Search Result Display

Expand This Search With

Held By Library

- Libraries Worldwide
- Northeastern State University
 - John Vaughan Library
 - Broken Arrow Library Text


Format

- All
- Book (35)
 - Print Book (29)
 - eBook (4)

Content Type


- Full Text
- Open Access
- Biography (7)

1



[Jazz : a](#)

Authors

 Print

New

Summar and cont

Avail


Nort

ML3

[2 Av](#)


Worldwide Editions and Formats [View](#)

2



[Wome](#)

Authors

 eBook

Bloc

Summar

national

"Now that we have reset our limiters let's look for an audiovisual item" Gnoah says.

20. Below this image type in the title of an audiovisual resource from the search results page. (Look at the image for help with limiting your search to just audiovisual items)

1 point

[Article \(22.3K\)](#)

[Book \(33.4K\)](#)

Article, Chapter (41.4K)

Article (22.3K)

Downloadable Article (14K)

Chapter (5.1K)

Manuscript Article (1)

Book (33.4K)

Print Book (16.5K)

eBook (11.4K)

Microform (1.9K)

Thesis, Dissertation (1.7K)

Manuscript (622)

Large Print Book (47)

Continually Updated Resource (45)

Braille Book (11)

Archival Material (4.7K)

Downloadable Archival Material (2.1K)

Video (2.8K)

Select this to limit results to audiovisual resources

eVideo (931)

DVD Video (926)

VHS Video (549)

Film (111)

Bluray Video (14)

Worldw

2



[Report](#)

Other Ec

Worldw

3

Encyclopedia Article (2.5K)

Audiobook (1.6K)

... (740)

"That's a great audiovisual resource" says Gnoah. "Let's reset our limiter again."

You click on "all" in the left hand menu to reset the limiter.

Refer to the picture below.

NORTHEASTERN STATE UNIVERSITY LIBRARIES

Advanced Search Course Reserves Resources

Sort: Library

Search Result Display

Expand This Search With

Held By Library

- Libraries Worldwide
- Northeastern State University
 - John Vaughan Library
 - Broken Arrow Library

Format

- All
- Book (35)
 - Print Book (29)
 - eBook (4)

Content Type

- Full Text
- Open Access
- Biography (7)

1

Jazz: a

Authors

Print New

Summar and cont

Avai

Nort

ML3

2 Av

Worldwide Editions and Formats View

2

Women & Music

Authors

eBo

Bloc

Summar

national

Selecting "All" will reset the format selection. This will allow you to make other selections.

"Now that we have our book and audiovisual item let's get our peer-reviewed items."

21. Below this image type in the title of a peer reviewed source from the search results page. (Look at the image for help with limiting your search to peer-reviewed items)

1 point

Audiobook (1.6K)

- eAudiobook (719)
- Audiobook on CD (530)
- Audiobook on Cassette (178)
- Audiobook on LP (12)

[Show More](#) ▾

^ Content Type

- Full Text
- Open Access

- Biography (3.1K)
- Fiction (360)
- Non Fiction (88.6K)
- Peer Reviewed (11.8K)

Select this limiter to search for only Peer Reviewed resources

^ Publication Year

[All](#)

[Last 5 Years](#)

[Last 10 Years](#)

[Last 25 Years](#)

Custom Year Range:

From Through

"Wonderful choice for an article" says Gnoah. "Since we have already limited our search to peer-reviewed articles, we don't have to change anything. Just choose another article to enter below"

22. Choose another peer-reviewed article from the search results page, and type it below. 1 point

Quest 5

"Great thinking!" Gnoah says. "Now let's see if we can find Rowdy and give him the resources we found.

You follow Gnoah down the stairs to the first floor and find Rowdy huddled over a human anatomy model.

"Rowdy, we have the resources you asked for" you say as you hand him the paper you wrote down the resources on.

"Thanks! You're a lifesaver. Can you go find this book for me?" Rowdy says as he starts packing up his stuff and hands you a piece of paper that reads.

Book Title:

"From disability to diversity : college success for students with learning disabilities, ADHD, and autism spectrum disorder" - make sure to keep the quotes when copying the title

Authors: Lynne C Shea, Linda Hecker, Adam R Lalor

"Sure," you grumble as you walk to a computer. You open up the library homepage again (Library homepage link: <https://library.nsuok.edu/home>) and copy and paste the title into the search bar.

You notice that under availability it says "At other libraries worldwide." You wonder if that is clue.

23. Do we have this book at the library? (one word, no caps, no spaces)

1 point

The In-between

"Great we don't have the book," you mumble. "Hey, Gnoah do you know how to find a book we don't have?"

"Yes, I do. Click on the title of the book." Gnoah says. "Notice how it says "At other libraries worldwide" under availability? That tells you that we don't have the item at the library."

You click on the title of the book and noticed that there is a green box in the top right corner that says "Request Item through Interlibrary Loan".

"Do I click on that box." you ask.

"Yes, it will ask you to login in with your GONSU account information. You can then add in your information to order the book through ILL."

"Here's a link to find out more about Interlibrary Loan and Document Delivery." he says.

[Interlibrary Loan FAQ](#) - Click on the link to read more about ILL and Document Delivery. Then answer the questions below.

24. How soon can you receive an item through Document Delivery?

1 point

Mark only one oval.

2 days

4 days

3 days

2-3 Weeks

25. How long can it take to receive items through Interlibrary Loan?

1 point

Mark only one oval.

- 4 days
- 2-3 weeks
- 1 month
- 1 day

26. How many physical Interlibrary Loan items can undergraduates checkout at once? (a number, no spaces or commas)

1 point

Quest 6

After learning more about Interlibrary Loan and Document Delivery you track down Rowdy again. He's still taking apart the human anatomy model.

"I tried to find the book for you, but the library doesn't have it. You'll have to request it through Interlibrary Loan."

"Drat it all," says Rowdy. "I needed that book today."

"So, can I get my stuff back or is there more questing that needs to be done?"

"Oh yes, you have helped with a lot of things. Your belongings are with one of the subject librarians. You can get your stuff back from them by booking an appointment with them. Just use the following link." Rowdy says as he gets up and walks away.

You grumble all the way over to a computer and use the following link to book an appointment with a subject librarian.

<https://nsuok.libcal.com/appointments>

Once you open the page, select Tahlequah from the dropdown menu. Then answer the following questions.

27. How many librarians can you make an appointment with at the Tahlequah campus through the appointment scheduler? 1 point

Mark only one oval.

1

4

6

3

28. How many librarians can you make an appointment with by selecting online from the dropdown menu? 1 point

Mark only one oval.

5

3

0

6

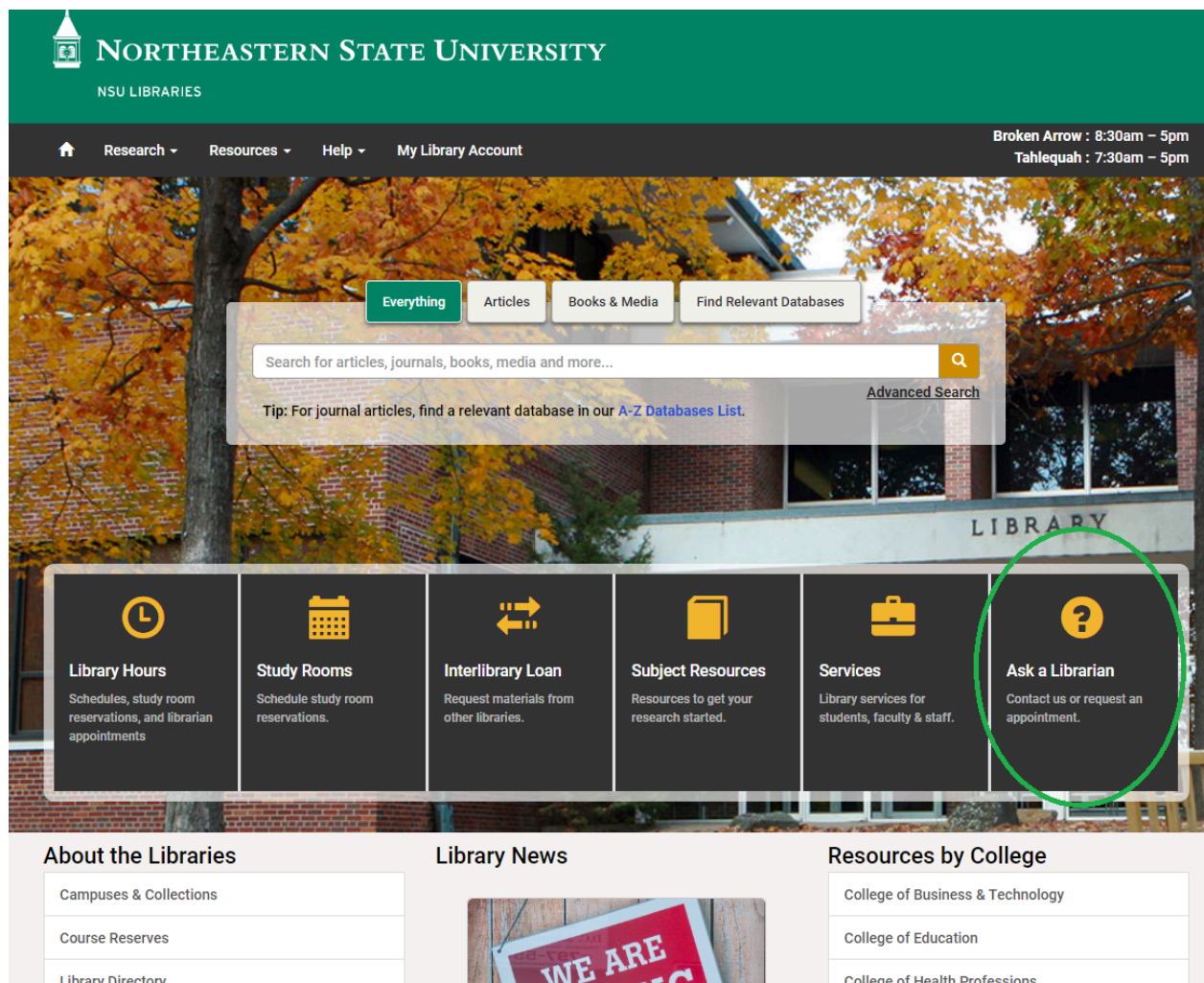
Almost at the end

As you finish answering the last question. You notice Gnoah walking to you caring your belongings. "The subject librarians had to leave for the day but they gave me your belongings to give back to you."

"Thank you for returning my belongings. Now hopefully I can finish studying for my exam."

"Good Luck and know that you can always ask for help by clicking on the "Ask a Librarian" square on the homepage."

"Thanks, I'll remember that." you say as you make your way to a study room.



The End

This brings you to end of the library escape room. I hope you enjoyed learning more about the virtual services offered by the library today.

This content is neither created nor endorsed by Google.

Google Forms

